













General Risk Assessment for Off Ground activities





Activity: Climbing (Including Auto Belays), Abseiling, High Ropes (including tree climbing), Zip Wire, Tree Top Trail (TTT) & Bouldering

- What are the hazards?**
- Participants at height
 - Uneven ground
 - Unauthorised use, malicious damage and vandalism
 - Accessing and setting up, de-rigging
 - Items falling from height on to participants / instructors
 - Equipment failure
 - Adverse weather including lightning / high winds and storms.
 - Course / element failure

Who at risk? Staff, participants and members of the public.

What are the risks?	Existing safety measures/controls	Likelihood	Risk rating
Physical injuries, fractures or death from falls from height.	<ul style="list-style-type: none"> • All equipment is checked before use and regular inspections carried out by qualified instructors. • Equipment is monitored and replaced according to the manufacturer's recommendations. • Any equipment that is questionable is immediately taken out of action, put into the quarantine bin, has a do not use label attached and then the CI or SI is informed. • Off Ground activities are checked every morning before use for malicious damage and vandalism/storm damage • Regular session monitoring by senior staff to ensure the SOP's are being adhered to. • Anyone within the activity area must be wearing a helmet except when they are under a shelter or a clearly defined safe zone. • Suitable fences and lockable gates around the perimeter compound or the activity is left at height so it cannot be accessed by members of the public. Warning signs are on the fence about unauthorised access • The equipment shed is locked and alarmed at the end of the day. • All equipment is stored in the ropes shed at the end of each day • All instructors will have been trained, assessed and deemed competent to run sessions and will operate as per their training and SOP's • All activities staff are first aid trained. • Only instructors can lower participants to the ground. • If the instructor is not directly tailing for the duration of the climb, back up knots must be tied in the dead rope. • Instructors should be aware of the continuous need to utilise C.L.A.P on all their sessions (Communication, Line of sight, Avoidance & Position of most usefulness) • Whilst novice instructors are learning they require direct supervision from an experienced member of staff if they are accessing, setting systems up or running sessions. 		

What are the risks?	Existing safety measures/controls	Likelihood	Risk rating
Items falling from height causing impact injuries	<ul style="list-style-type: none"> • Anyone within the activity area must be wearing a helmet except when they are under a shelter, in a clearly defined safe zone or taking part in an auto belay session. • Participants are asked to remove items from their pockets. • Dead wooding is carried out on an annual basis in accordance with the tree reports or as necessary. • There are regular operational inspections carried out by a competent person. • Instructors set up and sign the Pre use check document in the HR shed to say they have checked the activity and surrounding area is safe to use for the day. 		
Adverse weather conditions causing injury / illness such as lightning causing electrocution, wind and rain causing hypothermia and very hot days causing hyperthermia.	<ul style="list-style-type: none"> • Sessions are cancelled in Force 6 and stronger winds (There is an anemometer available to check the wind strength- located in the Activities office and a weather station on top of the main house) • Sessions are stopped in lightning storms for 30 minutes after the last strike. • Guests are recommended to wear appropriate clothing, carry water and sun cream. • There are shelters available for both rain and sun. • If the weather conditions get too much for groups/individuals, the sessions can be cancelled / postponed, and the group sent off to get dry/ warm up or cool down. • Water is available free of charge from drinking fountains and standpipes around the grounds. • Instructors can stop a session if they feel the weather conditions are unsuitable and safety might be compromised. • Instructors are trained to recognise signs of hypothermia / hyperthermia and what actions to take. 		
Equipment failure due to poor fitting, misuse or damage.	<ul style="list-style-type: none"> • Instructors undergo training and assessment in off ground activities which covers correct fitting of PPE. • Staff are monitored with observations and feedback is recorded and passed onto them • PPE is checked along with the elements as part of the daily pre use checks which are recorded in the HR shed. • All PPE should be checked for correct fitting prior to leaving the kit up area. • A complete system check takes place prior to all accents/descents • PPE is on a regular inspection regime which gets recorded on paper trail. 		
Entrapment of fingers, clothes or hair.	<ul style="list-style-type: none"> • As part of the kit up process, participants are advised to remove jewellery, tie long hair back and tuck any loose clothing in. • Participants are instructed to keep their hands at least one fist away from the belay device. 		
Unauthorised use of the activities	<ul style="list-style-type: none"> • The climbing tower and HR compound are locked between sessions. • Warning signs are attached to the fence saying “Keep out, authorised personnel only” 		

What are the risks?	Existing safety measures/controls	Likelihood	Risk rating
Pressure sores from continual harness use and / or exhaustion from accessing.	<ul style="list-style-type: none"> Only instructors trained and assessed in accessing can do it. Equipment regularly checked (visual daily and a detailed regular inspection) Minimum of two instructors present when accessing. There will always be an instructor that is rescue trained working on site while high ropes/accessing is taking place Accessing will only be done in the full body access harness The Petzl podium seat is available for extra comfort when inspecting wires 		
Inversions compromising the security of the harness	<ul style="list-style-type: none"> On high activities where inversion is likely, a chest harness is used. The chest harness is connected to the waist harness via the main belay rope. This is tied by the instructor and checked prior to each ascent All harness buckles are also checked as they are put on and prior to each ascent. All lowering off must be while participant is upright. 		
Rope burns from belaying	<ul style="list-style-type: none"> Petzl Rigs are generally used if participants are belaying, however ATC's can be used if it is raining and the ropes are wet, provided the participants have training and practice on the ground before going to height. Only the instructor can lower someone down from height. 		
Human error	<ul style="list-style-type: none"> Full co-operation from group leaders in group control and discipline Instructors are authorised to stop a session if participants are acting in a dangerous or irresponsible manner. Where possible instructors only work two of the same session in any one day. Regular session monitoring by senior staff to ensure the SOP's are being adhered to. 		
Limited understanding due to additional support needs	<ul style="list-style-type: none"> Advanced notification and high level supervision (provided by the groups own staff) required for all groups with substantial support needs For less substantial support needs, the level of supervision should be agreed before the session commences and monitored throughout. Option for groups to hire additional instructors if deemed beneficial for lower ratio working. 		
Human error by instructor – misuse of equipment.	<ul style="list-style-type: none"> All staff are trained and assessed in the proper use of PPE and site-specific processes. All staff monitored through formal observation and walkabouts. Refresher training delivered annually and if any new equipment/processes are introduced Techniques are in place to reduce the risk of instructor error such as slow controlled descents only, no acrobatics such as inversion during descent. 		

Reference to other manuals assessments:
[UK Youth Health and Safety policy](#)

Reviewed April 2021 by Chief Instructor
 Approved by Director of Avon Tyrrell & Operations
 Next review April 2023

Auto Belay Risk Assessment







Activity Auto Belay Activity session

What are the hazards?

- Unauthorized Use
- Items falling from height
- Human error, inappropriate use of equipment.
- Head injuries

Who is at risk?

- Staff, participants and members of the public.

What are the risks?	Existing safety measures/controls	Likelihood	Risk Rating
Unauthorised use	<ul style="list-style-type: none"> • Auto belays will be retracted to the top of the tower at the end of each day. • During the day, Auto belays will be left down, but the main compound gate is locked with appropriate signage visible to customers. 		
Items falling from height	<ul style="list-style-type: none"> • Participants are asked to remove items from their pockets. • Dead wooding is carried out on an annual basis in accordance with the tree reports or as necessary. • There are regular operational inspections carried out by a competent person. 		
Head Injuries	<ul style="list-style-type: none"> • Participants are briefed on correct descent technique • Participants are recommended to complete a practice lower from just above head level on their first climb. • Participants are told to use they feet to push away from the tower when descending. 		

Reviewed April 2021 by Chief Instructor
 Approved by Director of Avon Tyrrell & Operations
 Next review April 2023