





Land Activities Risk Assessment







Activity: Activities Team session delivery











What Are The Hazards?





- Weather
- Uneven ground
- Lack of communication
- Manual handling
- Uncooperative/ horseplay from groups
- Unskilled instructors
- Lake, swimming pool and Pond water
- Road, tracks and car parks
- Barbed wire

Who Is At Risk? Staff, participants and members of the public.

What Are The Risks?	Existing Safety Measures/Controls	Likelihood	Risk Rating
Hypothermia and Hyperthermia	<ul style="list-style-type: none"> • Uniform provided for Avon Tyrrell staff (PPE) • Instructors to equip themselves suitable for the prevailing conditions • Shelters and taps with drinking water located at or near to all activities to provide shade and hydration reducing the risk of over heating • Guests are provided with suggested clothing for each session prior to participation • Instructors to monitor groups and are aware of symptoms and actions to take to avoid situations arising from Hypothermia or Hyperthermia 		
Slips, trip, falls, cuts & grazes	<ul style="list-style-type: none"> • All areas maintained to a practical level in keeping with the environment for the activity in question (i.e. natural woodland for environmental sessions, clear footing where spotting is required etc.) • Area & activities visually inspected prior to sessions • Instructors and guests will wear appropriate footwear for the activity in question. Unless otherwise stipulated, trainers are the recommended footwear but secure walking boots, wellington boots and shoes will be 		

What Are The Risks?	Existing Safety Measures/Controls	Likelihood	Risk Rating
	<p>accepted for most activities.</p> <ul style="list-style-type: none"> • Clear instructor briefings and group control • Instructors aware of and to use the C.L.A.P throughout sessions • Any individuals not adhering to Avon Tyrrell’s safe working practices will be asked to refrain from participating until they are able to do so. • Participants are advised to wear long sleeves and trousers • All Staff trained in appropriate spotting techniques • Demonstrations or clear instructions given for all aspects of the sessions – participants may be used for this. 		
Equipment Failure	<ul style="list-style-type: none"> • Area & activities visually inspected prior to sessions • Activities follow a comprehensive monthly / bi-monthly physical inspection regime. 		
Lack of communication leading to situation worsening	<ul style="list-style-type: none"> • A radio will be carried on sessions or located at the activity base • Where the number of sessions exceeds the number of radios in operation, then radio sharing on activity bases is acceptable (i.e. 1 in the ropes and climbing area, 1 at the lake etc.) • Mobile phones (turned to silent) encouraged on session as a back up • When operating offsite then a charged mobile phone must be carried • Procedures in place to support staff if an incident occurs • DSI on duty and monitors activities Team and delivery 		
Injuries through lifting heavy and awkward objects	<ul style="list-style-type: none"> • Training given to all staff prior to running the activities independently which includes manual handling techniques. • Where staff hold qualifications, the manual handling advice provided during this training must be carried out • Staff are encouraged to work together and use equipment where necessary to aid lifting where possible • Instructors demonstrates correct lifting and manual handling techniques. • Instructors to help with lifting and moving equipment. 		

What Are The Risks?	Existing Safety Measures/Controls	Likelihood	Risk Rating
Injuries to staff and guests due to improper training	<ul style="list-style-type: none"> • Training will be provided to guests for all activities in line with the specific operating procedure for the activity. • Training will be provided for instructors, this will be done with external and internal training courses • The delivery of session is monitored by a senior member of the activities team and feedback is given 		
Human error – groups not listening to briefings and taking in vital information.	<ul style="list-style-type: none"> • Full co-operation from group leaders in group control and discipline • Instructors can stop a session if they feel that group members are acting in a dangerous or irresponsible manner • If there is an issue, there will be a senior member of staff available to assist. 		
Contracting Lime disease Ehrlichiosis, Babesiosis and Bartonella from ticks	<ul style="list-style-type: none"> • Groups are encouraged not to go through bracken, tall grass or high vegetation. Especially between the high-risk months of May-June and September – October. • Groups are encouraged to wear long sleeves and trousers in the high-risk months when doing activities. • ‘Tick picks’ available to assist in removal of ticks if found during visits and advice given to seek medical attention if any of the signs/symptoms appear. 		
Injury or death from vehicles working or visiting the site	<ul style="list-style-type: none"> • Group leaders to be aware of traffic areas and be responsible for the group- setting boundaries and making their group aware of Roads, tracks and car parks. • Roads, tracks and car parks are marked on the Avon Tyrrell map • Speed limits around site 15MPH • Instructor running session to minimise time on roads and in car parks and where possible avoid. • Ensure good group control • Speeding drivers or inappropriate driving to be challenged by staff 		
Injuries from Barbed wire (used across Avon Tyrrell’s boundary to	<ul style="list-style-type: none"> • Group leaders to be advised on arrival there are sections of barbed wire around the site and these have warning signs. • Group leaders to be responsible for the group- 		

What Are The Risks?	Existing Safety Measures/Controls	Likelihood	Risk Rating
keep livestock out)	<ul style="list-style-type: none"> setting boundaries and making their group aware of location of Barbed wire. 		
Getting lost and injured	<ul style="list-style-type: none"> Group leaders to be responsible for the group- setting boundaries and making their group aware of hazards Avon Tyrrell has a lost person Procedure that can be put into action if someone is missing. On session the instructor will be familiar with the area they are using Instructors to maintain control over a group and regularly check numbers present 		
Manual handling injuries from moving equipment – Instructors and participants	<ul style="list-style-type: none"> Mechanical aids used to transport equipment- i.e. wheelbarrows No particularly heavy equipment used. Good instructor briefing and awareness. Challenges chosen must be appropriate to the group. Instructor training and assessment procedures prior to running sessions independently. Annual manual handling training for staff 		

Reference to Other Manuals Assessments:

[UK Youth Health and Safety policy](#)

[Unattended Child Policy](#)

[Missing child policy](#)

[Emergency procedures](#)

Reviewed April 2021 by Outdoor Learning Manager

Approved by Director of Outdoor Learning









Next review April 2023







Disco Risk Assessment

Activity Disco Activity Session

- What are the hazards?**
- Heavy Equipment, Lifting, Manual Handling
 - Electrical Equipment
 - Trip Hazards, cables
 - Equipment Failure, Falling Over
 - Loud Music
 - Strobes Lights
 - Poor Lighting
 - Hot equipment
 - Group behaviour

Who is at risk? Staff, participants and members of the public.

What are the risks?	Existing safety measures/controls	Likelihood	Risk Rating
Risk of electrocution from equipment	<ul style="list-style-type: none"> • Every electrical appliance, plug and cable undergoes a 1-year PAT test. • All cables and plugs are stowed out of reach from all disco users. • Disco light switches are operated by the DJ who has the relevant training. • Staff to check equipment before use. 		
Trip hazards around the booth and in the hall	<ul style="list-style-type: none"> • All cables are wrapped around an existing structure above head height. • Any cables on the booth are stowed out of reach of the users. • A barrier will be put up around the booth to ensure users are at a safe distance. • The hall is cleared prior to the disco of any hazards. 		
Hearing damage from loud music	<ul style="list-style-type: none"> • Instructors are aware of the acceptable levels on the amplifier. • The speakers are situated above the crowd, which in turn, means that the levels can be kept low. 		
Setting off Epileptic Seizures	<ul style="list-style-type: none"> • Lights & strobes should be pointed at ceiling or walls. Not at eye level • Medical forms should be checked prior to the session. 		

What are the risks?	Existing safety measures/controls	Likelihood	Risk Rating
	<ul style="list-style-type: none"> Groups are pre-warned that there will be flashing lights and lights do not need to be used if it could be a problem. 		
injures due to lack of light	<ul style="list-style-type: none"> The lights from the disco provide adequate light to be able to see potential hazards. 		
Burn from equipment (lights)	<ul style="list-style-type: none"> The light to be put out of reach of participants or if not possible brief participants to stay clear of the lights. First aid kit and staff trained. 		
Poor group behaviour	<ul style="list-style-type: none"> Instructors to warn group if they continue to misbehave the disco will stop Instructors may stop the disco if the group acts in manner that could cause harm. Good group awareness by Instructors Group leader in the room. 		

Reference to other manuals assessments:

- Avon Tyrrell reference and training folder
- [UK Youth Health and Safety policy](#)

Reviewed April 2021 by Outdoor Learning Manager

Approved by Director of Outdoor Learning

Next review April 2023