





Land Activities Risk Assessment









Activity: Activities Team session delivery









What Are The Hazards?



- Weather
- Uneven ground
- Lack of communication
- Manual handling
- Uncooperative/ horseplay from groups
- Unskilled instructors
- Lake, swimming pool and Pond water
- Road, tracks and car parks
- Barbed wire

Who Is At Risk? Staff, participants and members of the public.

What Are The Risks?	Existing Safety Measures/Controls	Likelihood	Risk Rating
Hypothermia and Hyperthermia	<ul style="list-style-type: none"> • Uniform provided for Avon Tyrrell staff (PPE) • Instructors to equip themselves suitable for the prevailing conditions • Shelters and taps with drinking water located at or near to all activities to provide shade and hydration reducing the risk of over heating • Guests are provided with suggested clothing for each session prior to participation • Instructors to monitor groups and are aware of symptoms and actions to take to avoid situations arising from Hypothermia or Hyperthermia 		
Slips, trip, falls, cuts & grazes	<ul style="list-style-type: none"> • All areas maintained to a practical level in keeping with the environment for the activity in question (i.e. natural woodland for environmental sessions, clear footing where spotting is required etc.) • Area & activities visually inspected prior to sessions • Instructors and guests will wear appropriate footwear for the activity in question. Unless otherwise stipulated, trainers are the recommended footwear but secure walking boots, wellington boots and shoes will be accepted for most activities. • Clear instructor briefings and group control 		

What Are The Risks?	Existing Safety Measures/Controls	Likelihood	Risk Rating
	<ul style="list-style-type: none"> Instructors aware of and to use the C.L.A.P throughout sessions Any individuals not adhering to Avon Tyrrell's safe working practices will be asked to refrain from participating until they are able to do so. Participants are advised to wear long sleeves and trousers All Staff trained in appropriate spotting techniques Demonstrations or clear instructions given for all aspects of the sessions – participants may be used for this. 		
Equipment Failure	<ul style="list-style-type: none"> Area & activities visually inspected prior to sessions Activities follow a comprehensive monthly / bi-monthly physical inspection regime. 		
Lack of communication leading to situation worsening	<ul style="list-style-type: none"> A radio will be carried on sessions or located at the activity base Where the number of sessions exceeds the number of radios in operation, then radio sharing on activity bases is acceptable (i.e. 1 in the ropes and climbing area, 1 at the lake etc.) Mobile phones (turned to silent) encouraged on session as a back up When operating offsite then a charged mobile phone must be carried Procedures in place to support staff if an incident occurs DSI on duty and monitors activities Team and delivery 		
Injuries through lifting heavy and awkward objects	<ul style="list-style-type: none"> Training given to all staff prior to running the activities independently which includes manual handling techniques. Where staff hold qualifications, the manual handling advice provided during this training must be carried out Staff are encouraged to work together and use equipment where necessary to aid lifting where possible Instructors demonstrates correct lifting and manual handling techniques. Instructors to help with lifting and moving equipment. 		
Injuries to staff and guests due to improper training	<ul style="list-style-type: none"> Training will be provided to guests for all activities in line with the specific operating procedure for the activity. Training will be provided for instructors, this will be done with external and internal training courses The delivery of session is monitored by a senior member of the activities team and feedback is given 		
Human error –	<ul style="list-style-type: none"> Full co-operation from group leaders in group control and discipline 		

What Are The Risks?	Existing Safety Measures/Controls	Likelihood	Risk Rating
groups not listening to briefings and taking in vital information.	<ul style="list-style-type: none"> Instructors can stop a session if they feel that group members are acting in a dangerous or irresponsible manner If there is an issue, there will be a senior member of staff available to assist. 		
Contracting Lime disease Ehrlichiosis, Babesiosis and Bartonella from ticks	<ul style="list-style-type: none"> Groups are encouraged not to go through bracken, tall grass or high vegetation. Especially between the high-risk months of May-June and September – October. Groups are encouraged to wear long sleeves and trousers in the high-risk months when doing activities. 'Tick picks' available to assist in removal of ticks if found during visits and advice given to seek medical attention if any of the signs/symptoms appear. 		
Injury or death from vehicles working or visiting the site	<ul style="list-style-type: none"> Group leaders to be aware of traffic areas and be responsible for the group- setting boundaries and making their group aware of Roads, tracks and car parks. Roads, tracks and car parks are marked on the Avon Tyrrell map Speed limits around site 15MPH Instructor running session to minimise time on roads and in car parks and where possible avoid. Ensure good group control Speeding drivers or inappropriate driving to be challenged by staff 		
Injuries from Barbed wire (used across Avon Tyrrell's boundary to keep livestock out)	<ul style="list-style-type: none"> Group leaders to be advised on arrival there are sections of barbed wire around the site and these have warning signs. Group leaders to be responsible for the group- setting boundaries and making their group aware of location of Barbed wire. 		
Getting lost and injured	<ul style="list-style-type: none"> Group leaders to be responsible for the group- setting boundaries and making their group aware of hazards Avon Tyrrell has a lost person Procedure that can be put into action if someone is missing. On session the instructor will be familiar with the area they are using Instructors to maintain control over a group and regularly check numbers present 		

What Are The Risks?	Existing Safety Measures/Controls	Likelihood	Risk Rating
Manual handling injuries from moving equipment – Instructors and participants	<ul style="list-style-type: none"> • Mechanical aids used to transport equipment- i.e. wheelbarrows • No particularly heavy equipment used. • Good instructor briefing and awareness. • Challenges chosen must be appropriate to the group. • Instructor training and assessment procedures prior to running sessions independently. • Annual manual handling training for staff 		

Reference to Other Manuals Assessments:

[UK Youth Health and Safety policy](#)

[Unattended Child Policy](#)

[Missing child policy](#)

[Emergency procedures](#)

Reviewed June 2020 by Chief Instructor

Approved by Director of Avon Tyrrell & Operations

Next review June 2022

Discovery Walk Risk Assessment











Activity: Discovery Walk











What are the hazards?

- Items found for smelly cocktails
- Smelly cocktail
- Sharp objects
- Blindfolds
- Mirrors
- Uneven ground
- Bracken
- Hot water
- Lakes & Ponds
- Bad Weather
- Eating poisonous plants

Who is at risk?

Staff, participants and members of the public.

What are the risks?	Existing safety measures/controls	Likelihood	Risk rating
Participant drinking 'smelly cocktail' and contracting illness	<ul style="list-style-type: none"> • Emphasise the cocktail is a smelling cocktail only not a drinking cocktail • Instructor to emphasis danger of poisonous items such as fungi • 		
Eating Poisonous plants	<ul style="list-style-type: none"> • Group to be watched at all times to control. • Group informed not to put anything in their mouth unless invited by instructor in charge. 		
Handling animal droppings, bones, soil, remains and contracting illness from the contact	<ul style="list-style-type: none"> • Instructor to ensure participants avoid handling droppings, etc. and to minimize their own contact • Hands must be washed following the activity 		
Tripping over and falling	<ul style="list-style-type: none"> • Group advised about rough terrain and to tread carefully, told not to run • All areas maintained to acceptable conditions for the activity in question (i.e. natural woodland for environmental sessions, clear footing where spotting is required etc.) • Instructors and participants should wear appropriate footwear • Blindfolded people to be guided by someone who can see and instructor to monitor group behavior. 		
Cuts and stings form brambles, stinging nettles	<ul style="list-style-type: none"> • Areas with high density of these plants to be avoided, • Group warned of plants presence 		
Scratches or eye injuries from low branches	<ul style="list-style-type: none"> • Warn participants about low branches and to tread carefully • Good briefing for taking part in blindfold 		

What are the risks?	Existing safety measures/controls	Likelihood	Risk rating
	activities.		
Cuts/ gashes from sharp objects in leaf litter	<ul style="list-style-type: none"> Litter picks to be carried out on a regular basis by Avon Tyrrell Staff 		
Inhalation of toxic spores from fungi (e.g. earth-balls).	<ul style="list-style-type: none"> Group told not to touch and anything but to ask instructor if unsure about an object they have found 		
Cuts from bracken and inhalation of carcinogenic spores	<ul style="list-style-type: none"> Group warned about bracken cuts Instructors to warn group of spores in late summer and autumn and to try to avoid these areas 		
Scolding/ burning from hot water	<ul style="list-style-type: none"> Ensure only instructor opens flasks and that the lid is replaced securely Instructor to test tea prior to group 		

Reference to other manuals assessments:

- Avon Tyrrell reference and training folder
- Trust walk Risk assessment
- UK Youth Health and Safety policy

Reviewed June 2020 by Chief Instructor

Approved by Director of Avon Tyrrell & Operations

Next review June 2022