





## Land Activities Risk Assessment









**Activity:** Activities Team session delivery









**What Are The Hazards?**



- Weather
- Uneven ground
- Lack of communication
- Manual handling
- Uncooperative/ horseplay from groups
- Unskilled instructors
- Lake, swimming pool and Pond water
- Road, tracks and car parks
- Barbed wire

**Who Is At Risk?** Staff, participants and members of the public.

| What Are The Risks?               | Existing Safety Measures/Controls   | Likelihood  | Risk Rating   |
|-----------------------------------|---|---|---|
| Hypothermia and Hyperthermia      | <ul style="list-style-type: none"> <li>• Uniform provided for Avon Tyrrell staff (PPE)</li> <li>• Instructors to equip themselves suitable for the prevailing conditions</li> <li>• Shelters and taps with drinking water located at or near to all activities to provide shade and hydration reducing the risk of over heating</li> <li>• Guests are provided with suggested clothing for each session prior to participation</li> <li>• Instructors to monitor groups and are aware of symptoms and actions to take to avoid situations arising from Hypothermia or Hyperthermia</li> </ul>   |  |  |
| Slips, trip, falls, cuts & grazes | <ul style="list-style-type: none"> <li>• All areas maintained to a practical level in keeping with the environment for the activity in question (i.e. natural woodland for environmental sessions, clear footing where spotting is required etc.)</li> <li>• Area &amp; activities visually inspected prior to sessions</li> <li>• Instructors and guests will wear appropriate footwear for the activity in question. Unless otherwise stipulated, trainers are the recommended footwear but secure walking boots, wellington boots and shoes will be accepted for most activities.</li> <li>• Clear instructor briefings and group control</li> </ul> |  |  |

| What Are The Risks?                                   | Existing Safety Measures/Controls   | Likelihood  | Risk Rating   |
|---|---|---|---|
|   | <ul style="list-style-type: none"> <li>Instructors aware of and to use the C.L.A.P throughout sessions</li> <li>Any individuals not adhering to Avon Tyrrell's safe working practices will be asked to refrain from participating until they are able to do so.</li> <li>Participants are advised to wear long sleeves and trousers</li> <li>All Staff trained in appropriate spotting techniques</li> <li>Demonstrations or clear instructions given for all aspects of the sessions – participants may be used for this.</li> </ul>   |   |   |
| Equipment Failure                                     | <ul style="list-style-type: none"> <li>Area &amp; activities visually inspected prior to sessions</li> <li>Activities follow a comprehensive monthly / bi-monthly physical inspection regime.</li> </ul>  |   |   |
| Lack of communication leading to situation worsening  | <ul style="list-style-type: none"> <li>A radio will be carried on sessions or located at the activity base</li> <li>Where the number of sessions exceeds the number of radios in operation, then radio sharing on activity bases is acceptable (i.e. 1 in the ropes and climbing area, 1 at the lake etc.)</li> <li>Mobile phones (turned to silent) encouraged on session as a back up</li> <li>When operating offsite then a charged mobile phone must be carried</li> <li>Procedures in place to support staff if an incident occurs</li> <li>DSI on duty and monitors activities Team and delivery</li> </ul> |  |  |
| Injuries through lifting heavy and awkward objects    | <ul style="list-style-type: none"> <li>Training given to all staff prior to running the activities independently which includes manual handling techniques.</li> <li>Where staff hold qualifications, the manual handling advice provided during this training must be carried out</li> <li>Staff are encouraged to work together and use equipment where necessary to aid lifting where possible</li> <li>Instructors demonstrates correct lifting and manual handling techniques.</li> <li>Instructors to help with lifting and moving equipment.</li> </ul>  |  |  |
| Injuries to staff and guests due to improper training | <ul style="list-style-type: none"> <li>Training will be provided to guests for all activities in line with the specific operating procedure for the activity.</li> <li>Training will be provided for instructors, this will be done with external and internal training courses</li> <li>The delivery of session is monitored by a senior member of the activities team and feedback is given</li> </ul>  |  |  |
| Human error –   | <ul style="list-style-type: none"> <li>Full co-operation from group leaders in group control and discipline</li> </ul>  |  |  |

| What Are The Risks?   | Existing Safety Measures/Controls   | Likelihood  | Risk Rating   |
|---|---|---|---|
| groups not listening to briefings and taking in vital information.                    | <ul style="list-style-type: none"> <li>Instructors can stop a session if they feel that group members are acting in a dangerous or irresponsible manner</li> <li>If there is an issue, there will be a senior member of staff available to assist.</li> </ul>   |   |   |
| Contracting Lime disease Ehrlichiosis, Babesiosis and Bartonella from ticks           | <ul style="list-style-type: none"> <li>Groups are encouraged not to go through bracken, tall grass or high vegetation. Especially between the high-risk months of May-June and September – October.</li> <li>Groups are encouraged to wear long sleeves and trousers in the high-risk months when doing activities.</li> <li>'Tick picks' available to assist in removal of ticks if found during visits and advice given to seek medical attention if any of the signs/symptoms appear.</li> </ul>   |    |    |
| Injury or death from vehicles working or visiting the site                            | <ul style="list-style-type: none"> <li>Group leaders to be aware of traffic areas and be responsible for the group- setting boundaries and making their group aware of Roads, tracks and car parks.</li> <li>Roads, tracks and car parks are marked on the Avon Tyrrell map</li> <li>Speed limits around site 15MPH</li> <li>Instructor running session to minimise time on roads and in car parks and where possible avoid.</li> <li>Ensure good group control</li> <li>Speeding drivers or inappropriate driving to be challenged by staff</li> </ul> |   |   |
| Injuries from Barbed wire (used across Avon Tyrrell's boundary to keep livestock out) | <ul style="list-style-type: none"> <li>Group leaders to be advised on arrival there are sections of barbed wire around the site and these have warning signs.</li> <li>Group leaders to be responsible for the group- setting boundaries and making their group aware of location of Barbed wire.</li> <li></li> </ul>  |  |  |
| Getting lost and injured  | <ul style="list-style-type: none"> <li>Group leaders to be responsible for the group- setting boundaries and making their group aware of hazards</li> <li>Avon Tyrrell has a lost person Procedure that can be put into action if someone is missing.</li> <li>On session the instructor will be familiar with the area they are using</li> <li>Instructors to maintain control over a group and regularly check numbers present</li> </ul>   |  |  |

| What Are The Risks?   | Existing Safety Measures/Controls  | Likelihood  | Risk Rating   |
|---|--|---|---|
| Manual handling injuries from moving equipment – Instructors and participants | <ul style="list-style-type: none"> <li>• Mechanical aids used to transport equipment- i.e. wheelbarrows</li> <li>• No particularly heavy equipment used.</li> <li>• Good instructor briefing and awareness.</li> <li>• Challenges chosen must be appropriate to the group.</li> <li>• Instructor training and assessment procedures prior to running sessions independently.</li> <li>• Annual manual handling training for staff</li> </ul> |  |  |

**Reference to Other Manuals Assessments:**

[UK Youth Health and Safety policy](#)

[Unattended Child Policy](#)

[Missing child policy](#)

[Emergency procedures](#)

Reviewed June 2020 by Chief Instructor

Approved by Director of Avon Tyrrell & Operations

Next review June 2022









## First Aid Training Risk Assessment

**Activity:** First Aid training

**What are the hazards?**

- Cross infection
- Working in close proximity
- Size of training venue
- Latex gloves, plasters and antibacterial wipes
- Incorrect use of techniques

**Who is at risk?** Staff, participants and members of the public.

| What are the risks?   | Existing safety measures/controls   | Likelihood  | Risk Rating   |
|---|---|---|---|
| Infection caused from sharing manikins when learning course material and from unclean equipment | <ul style="list-style-type: none"> <li>• Manikins are cleaned prior to every course this includes:                             <ul style="list-style-type: none"> <li>○ Face mask of the manikin</li> <li>○ Change of lungs</li> <li>○ General wipe of manikin</li> </ul> </li> <li>• Antibacterial wipes are made available to all candidates when using the manikins</li> </ul>   |    |    |
| Trips and falls from working in close proximity to other students                               | <ul style="list-style-type: none"> <li>• Sessions structured so participants have enough space to move freely</li> <li>• Suitable venues used adequate to the size of the group</li> </ul>  |   |   |
| Excessive stress due to sight of blood on PowerPoint or fake blood during scenarios             | <ul style="list-style-type: none"> <li>• Instructors will inform participants at each stage where graphic content may occur</li> <li>• Respect the participants choice</li> <li>• <b>DO NOT</b> force an individual to participate in an scenario</li> <li>• <b>DO NOT</b> deliberately scare participants</li> </ul>   |  |  |
| Allergic reaction from latex gloves, plasters and antibacterial wipes used in training courses  | <ul style="list-style-type: none"> <li>• Candidates asked about any allergies prior to course commencement.</li> <li>• Instructors to make candidates aware of potential hazards regarding equipment materials</li> <li>• Available alternative equipment:                             <ul style="list-style-type: none"> <li>○ Hypoallergenic plasters</li> <li>○ Non-alcohol wipes</li> <li>○ Non latex gloves</li> </ul> </li> </ul> |  |  |

**Reference to other manuals/ risk assessments:**

1. [General risk assessment](#)
2. [UK Youth Health and Safety policy](#)

Reviewed June 2020 by Chief Instructor

Approved by Director of Avon Tyrrell & Operations

Next review June 2022