





## Land Activities Risk Assessment







**Activity:** Activities Team session delivery











**What Are The Hazards?**





- Weather
- Uneven ground
- Lack of communication
- Manual handling
- Uncooperative/ horseplay from groups
- Unskilled instructors
- Lake, swimming pool and Pond water
- Road, tracks and car parks
- Barbed wire

**Who Is At Risk?** Staff, participants and members of the public.

What Are The Risks?	Existing Safety Measures/Controls	Likelihood	Risk Rating
Hypothermia and Hyperthermia	<ul style="list-style-type: none"> <li>• Uniform provided for Avon Tyrrell staff (PPE)</li> <li>• Instructors to equip themselves suitable for the prevailing conditions</li> <li>• Shelters and taps with drinking water located at or near to all activities to provide shade and hydration reducing the risk of over heating</li> <li>• Guests are provided with suggested clothing for each session prior to participation</li> <li>• Instructors to monitor groups and are aware of symptoms and actions to take to avoid situations arising from Hypothermia or Hyperthermia</li> </ul>		
Slips, trip, falls, cuts & grazes	<ul style="list-style-type: none"> <li>• All areas maintained to a practical level in keeping with the environment for the activity in question (i.e. natural woodland for environmental sessions, clear footing where spotting is required etc.)</li> <li>• Area &amp; activities visually inspected prior to sessions</li> <li>• Instructors and guests will wear appropriate footwear for the activity in question. Unless otherwise stipulated, trainers are the recommended footwear but secure walking boots, wellington boots and shoes will be</li> </ul>		

What Are The Risks?	Existing Safety Measures/Controls	Likelihood	Risk Rating
	<p>accepted for most activities.</p> <ul style="list-style-type: none"> <li>• Clear instructor briefings and group control</li> <li>• Instructors aware of and to use the C.L.A.P throughout sessions</li> <li>• Any individuals not adhering to Avon Tyrrell’s safe working practices will be asked to refrain from participating until they are able to do so.</li> <li>• Participants are advised to wear long sleeves and trousers</li> <li>• All Staff trained in appropriate spotting techniques</li> <li>• Demonstrations or clear instructions given for all aspects of the sessions – participants may be used for this.</li> </ul>		
Equipment Failure	<ul style="list-style-type: none"> <li>• Area &amp; activities visually inspected prior to sessions</li> <li>• Activities follow a comprehensive monthly / bi-monthly physical inspection regime.</li> </ul>		
Lack of communication leading to situation worsening	<ul style="list-style-type: none"> <li>• A radio will be carried on sessions or located at the activity base</li> <li>• Where the number of sessions exceeds the number of radios in operation, then radio sharing on activity bases is acceptable (i.e. 1 in the ropes and climbing area, 1 at the lake etc.)</li> <li>• Mobile phones (turned to silent) encouraged on session as a back up</li> <li>• When operating offsite then a charged mobile phone must be carried</li> <li>• Procedures in place to support staff if an incident occurs</li> <li>• DSI on duty and monitors activities Team and delivery</li> </ul>		
Injuries through lifting heavy and awkward objects	<ul style="list-style-type: none"> <li>• Training given to all staff prior to running the activities independently which includes manual handling techniques.</li> <li>• Where staff hold qualifications, the manual handling advice provided during this training must be carried out</li> <li>• Staff are encouraged to work together and use equipment where necessary to aid lifting where possible</li> <li>• Instructors demonstrates correct lifting and manual handling techniques.</li> <li>• Instructors to help with lifting and moving equipment.</li> </ul>		

What Are The Risks?	Existing Safety Measures/Controls	Likelihood	Risk Rating
Injuries to staff and guests due to improper training	<ul style="list-style-type: none"> <li>• Training will be provided to guests for all activities in line with the specific operating procedure for the activity.</li> <li>• Training will be provided for instructors, this will be done with external and internal training courses</li> <li>• The delivery of session is monitored by a senior member of the activities team and feedback is given</li> </ul>		
Human error – groups not listening to briefings and taking in vital information.	<ul style="list-style-type: none"> <li>• Full co-operation from group leaders in group control and discipline</li> <li>• Instructors can stop a session if they feel that group members are acting in a dangerous or irresponsible manner</li> <li>• If there is an issue, there will be a senior member of staff available to assist.</li> </ul>		
Contracting Lime disease Ehrlichiosis, Babesiosis and Bartonella from ticks	<ul style="list-style-type: none"> <li>• Groups are encouraged not to go through bracken, tall grass or high vegetation. Especially between the high-risk months of May-June and September – October.</li> <li>• Groups are encouraged to wear long sleeves and trousers in the high-risk months when doing activities.</li> <li>• ‘Tick picks’ available to assist in removal of ticks if found during visits and advice given to seek medical attention if any of the signs/symptoms appear.</li> </ul>		
Injury or death from vehicles working or visiting the site	<ul style="list-style-type: none"> <li>• Group leaders to be aware of traffic areas and be responsible for the group- setting boundaries and making their group aware of Roads, tracks and car parks.</li> <li>• Roads, tracks and car parks are marked on the Avon Tyrrell map</li> <li>• Speed limits around site 15MPH</li> <li>• Instructor running session to minimise time on roads and in car parks and where possible avoid.</li> <li>• Ensure good group control</li> <li>• Speeding drivers or inappropriate driving to be challenged by staff</li> </ul>		
Injuries from Barbed wire (used across Avon Tyrrell’s boundary to	<ul style="list-style-type: none"> <li>• Group leaders to be advised on arrival there are sections of barbed wire around the site and these have warning signs.</li> <li>• Group leaders to be responsible for the group-</li> </ul>		

What Are The Risks?	Existing Safety Measures/Controls	Likelihood	Risk Rating
keep livestock out)	<ul style="list-style-type: none"> <li>setting boundaries and making their group aware of location of Barbed wire.</li> </ul>		
Getting lost and injured	<ul style="list-style-type: none"> <li>Group leaders to be responsible for the group- setting boundaries and making their group aware of hazards</li> <li>Avon Tyrrell has a lost person Procedure that can be put into action if someone is missing.</li> <li>On session the instructor will be familiar with the area they are using</li> <li>Instructors to maintain control over a group and regularly check numbers present</li> </ul>		
Manual handling injuries from moving equipment – Instructors and participants	<ul style="list-style-type: none"> <li>Mechanical aids used to transport equipment- i.e. wheelbarrows</li> <li>No particularly heavy equipment used.</li> <li>Good instructor briefing and awareness.</li> <li>Challenges chosen must be appropriate to the group.</li> <li>Instructor training and assessment procedures prior to running sessions independently.</li> <li>Annual manual handling training for staff</li> </ul>		

**Reference to Other Manuals Assessments:**

[UK Youth Health and Safety policy](#)

[Unattended Child Policy](#)

[Missing child policy](#)

[Emergency procedures](#)

Reviewed April 2021 by Outdoor Learning Manager

Approved by Director of Outdoor Learning

Next review April 2023









## First Aid Training Risk Assessment

**Activity:** First Aid training

**What are the hazards?**

- Cross infection
- Working in close proximity
- Size of training venue
- Latex gloves, plasters and antibacterial wipes
- Incorrect use of techniques

**Who is at risk?** Staff, participants and members of the public.

What are the risks?	Existing safety measures/controls	Likelihood	Risk Rating
Infection caused from sharing manikins when learning course material and from unclean equipment	<ul style="list-style-type: none"> <li>• Manikins are cleaned prior to every course this includes:                             <ul style="list-style-type: none"> <li>○ Face mask of the manikin</li> <li>○ Change of lungs</li> <li>○ General wipe of manikin</li> </ul> </li> <li>• Antibacterial wipes are made available to all candidates when using the manikins</li> </ul>		
Trips and falls from working in close proximity to other students	<ul style="list-style-type: none"> <li>• Sessions structured so participants have enough space to move freely</li> <li>• Suitable venues used adequate to the size of the group</li> </ul>		
Excessive stress due to sight of blood on PowerPoint or fake blood during scenarios	<ul style="list-style-type: none"> <li>• Instructors will inform participants at each stage where graphic content may occur</li> <li>• Respect the participants choice</li> <li>• <b>DO NOT</b> force an individual to participate in an scenario</li> <li>• <b>DO NOT</b> deliberately scare participants</li> </ul>		
Allergic reaction from latex gloves, plasters and antibacterial wipes used in training courses	<ul style="list-style-type: none"> <li>• Candidates asked about any allergies prior to course commencement.</li> <li>• Instructors to make candidates aware of potential hazards regarding equipment materials</li> <li>• Available alternative equipment:                             <ul style="list-style-type: none"> <li>○ Hypoallergenic plasters</li> <li>○ Non-alcohol wipes</li> <li>○ Non latex gloves</li> </ul> </li> </ul>		

**Reference to other manuals/ risk assessments:**

1. [General risk assessment](#)
2. [UK Youth Health and Safety policy](#)

Reviewed April 2021 by Outdoor Learning Manager

Approved by Director of Outdoor Learning

Next review April 2023