





Land Activities Risk Assessment









Activity: Activities Team session delivery









What Are The Hazards?



- Weather
- Uneven ground
- Lack of communication
- Manual handling
- Uncooperative/ horseplay from groups
- Unskilled instructors
- Lake, swimming pool and Pond water
- Road, tracks and car parks
- Barbed wire

Who Is At Risk? Staff, participants and members of the public.

What Are The Risks?	Existing Safety Measures/Controls	Likelihood	Risk Rating
Hypothermia and Hyperthermia	<ul style="list-style-type: none"> • Uniform provided for Avon Tyrrell staff (PPE) • Instructors to equip themselves suitable for the prevailing conditions • Shelters and taps with drinking water located at or near to all activities to provide shade and hydration reducing the risk of over heating • Guests are provided with suggested clothing for each session prior to participation • Instructors to monitor groups and are aware of symptoms and actions to take to avoid situations arising from Hypothermia or Hyperthermia 		
Slips, trip, falls, cuts & grazes	<ul style="list-style-type: none"> • All areas maintained to a practical level in keeping with the environment for the activity in question (i.e. natural woodland for environmental sessions, clear footing where spotting is required etc.) • Area & activities visually inspected prior to sessions • Instructors and guests will wear appropriate footwear for the activity in question. Unless otherwise stipulated, trainers are the recommended footwear but secure walking boots, wellington boots and shoes will be accepted for most activities. • Clear instructor briefings and group control 		

What Are The Risks?	Existing Safety Measures/Controls	Likelihood	Risk Rating
	<ul style="list-style-type: none"> Instructors aware of and to use the C.L.A.P throughout sessions Any individuals not adhering to Avon Tyrrell's safe working practices will be asked to refrain from participating until they are able to do so. Participants are advised to wear long sleeves and trousers All Staff trained in appropriate spotting techniques Demonstrations or clear instructions given for all aspects of the sessions – participants may be used for this. 		
Equipment Failure	<ul style="list-style-type: none"> Area & activities visually inspected prior to sessions Activities follow a comprehensive monthly / bi-monthly physical inspection regime. 		
Lack of communication leading to situation worsening	<ul style="list-style-type: none"> A radio will be carried on sessions or located at the activity base Where the number of sessions exceeds the number of radios in operation, then radio sharing on activity bases is acceptable (i.e. 1 in the ropes and climbing area, 1 at the lake etc.) Mobile phones (turned to silent) encouraged on session as a back up When operating offsite then a charged mobile phone must be carried Procedures in place to support staff if an incident occurs DSI on duty and monitors activities Team and delivery 		
Injuries through lifting heavy and awkward objects	<ul style="list-style-type: none"> Training given to all staff prior to running the activities independently which includes manual handling techniques. Where staff hold qualifications, the manual handling advice provided during this training must be carried out Staff are encouraged to work together and use equipment where necessary to aid lifting where possible Instructors demonstrates correct lifting and manual handling techniques. Instructors to help with lifting and moving equipment. 		
Injuries to staff and guests due to improper training	<ul style="list-style-type: none"> Training will be provided to guests for all activities in line with the specific operating procedure for the activity. Training will be provided for instructors, this will be done with external and internal training courses The delivery of session is monitored by a senior member of the activities team and feedback is given 		
Human error –	<ul style="list-style-type: none"> Full co-operation from group leaders in group control and discipline 		

What Are The Risks?	Existing Safety Measures/Controls	Likelihood	Risk Rating
groups not listening to briefings and taking in vital information.	<ul style="list-style-type: none"> Instructors can stop a session if they feel that group members are acting in a dangerous or irresponsible manner If there is an issue, there will be a senior member of staff available to assist. 		
Contracting Lime disease Ehrlichiosis, Babesiosis and Bartonella from ticks	<ul style="list-style-type: none"> Groups are encouraged not to go through bracken, tall grass or high vegetation. Especially between the high-risk months of May-June and September – October. Groups are encouraged to wear long sleeves and trousers in the high-risk months when doing activities. 'Tick picks' available to assist in removal of ticks if found during visits and advice given to seek medical attention if any of the signs/symptoms appear. 		
Injury or death from vehicles working or visiting the site	<ul style="list-style-type: none"> Group leaders to be aware of traffic areas and be responsible for the group- setting boundaries and making their group aware of Roads, tracks and car parks. Roads, tracks and car parks are marked on the Avon Tyrrell map Speed limits around site 15MPH Instructor running session to minimise time on roads and in car parks and where possible avoid. Ensure good group control Speeding drivers or inappropriate driving to be challenged by staff 		
Injuries from Barbed wire (used across Avon Tyrrell's boundary to keep livestock out)	<ul style="list-style-type: none"> Group leaders to be advised on arrival there are sections of barbed wire around the site and these have warning signs. Group leaders to be responsible for the group- setting boundaries and making their group aware of location of Barbed wire. 		
Getting lost and injured	<ul style="list-style-type: none"> Group leaders to be responsible for the group- setting boundaries and making their group aware of hazards Avon Tyrrell has a lost person Procedure that can be put into action if someone is missing. On session the instructor will be familiar with the area they are using Instructors to maintain control over a group and regularly check numbers present 		

What Are The Risks?	Existing Safety Measures/Controls	Likelihood	Risk Rating
Manual handling injuries from moving equipment – Instructors and participants	<ul style="list-style-type: none"> • Mechanical aids used to transport equipment- i.e. wheelbarrows • No particularly heavy equipment used. • Good instructor briefing and awareness. • Challenges chosen must be appropriate to the group. • Instructor training and assessment procedures prior to running sessions independently. • Annual manual handling training for staff 		

Reference to Other Manuals Assessments:

[UK Youth Health and Safety policy](#)

[Unattended Child Policy](#)

[Missing child policy](#)

[Emergency procedures](#)

Reviewed June 2020 by Chief Instructor

Approved by Director of Avon Tyrrell & Operations

Next review June 2022

Pioneering Risk Assessment







Activity: Pioneering Activity Sessions



What are the hazards?

- Unauthorised Use
- Vandalism
- Slips, Trips and Falls
- Items falling from height/being hit by moving objects
- Injury caused by handling equipment
- Adverse weather conditions
- Human error, inappropriate use of equipment.

Who is at risk?

Staff, participants and members of the public.

What are the risks?	Existing safety measures/controls	Likelihood	Risk Rating
Handling rough equipment such as ropes and wood leading to cuts, rope burns, strangulation and injuries from heavy equipment	<ul style="list-style-type: none"> • Instructors vigilant throughout, groups told not to wrap ropes around wrists. • Instructor immediately able to stop or adapt any unsafe practice. • Clear instructor briefing and overall awareness. • Instructor training • Heavy objects such as poles are carried by at least 2 people • Good instructor positioning for maximum coverage. • Boundaries are set to keep participants within the instructor's line of sight. • Instructor training and assessment procedures prior to running sessions independently. 		
Inappropriate use of equipment	<ul style="list-style-type: none"> • All equipment packed away at the end of the day. • Vigilant Instructors and intervention if necessary. • Instructors authorized to stop sessions if groups pose potential risks to themselves or others. • Instructor training and assessment procedures prior to running sessions independently 		
Entrapment caused by structural collapse of pioneering	<ul style="list-style-type: none"> • All instructors aware of suitable designs and training to highlight any areas of concern, where additional supervision or guidance may be required. 		

structures or movement	<ul style="list-style-type: none"> No person may climb on the structures without the permission of the instructor. Helmets are available if deemed necessary by the instructor All staff first aid qualified with easy access to a first aid kit. 		
Splinters from wood	<ul style="list-style-type: none"> All equipment is checked prior to use for splits, cracks and rough surfaces. All poles purchased are treated and smooth. Instructors remain vigilant throughout the sessions. All staff are first aid qualified with easy access to a first aid kit. 		

Reference to other manuals assessments:

- Avon Tyrrell reference and training folder
- [UK Youth Health and Safety policy](#)

Reviewed June 2020 by Chief Instructor

Approved by Director of Avon Tyrrell & Operations

Next review June 2022