





## Land Activities Risk Assessment







**Activity:** Activities Team session delivery











**What Are The Hazards?**





- Weather
- Uneven ground
- Lack of communication
- Manual handling
- Uncooperative/ horseplay from groups
- Unskilled instructors
- Lake, swimming pool and Pond water
- Road, tracks and car parks
- Barbed wire

**Who Is At Risk?** Staff, participants and members of the public.

What Are The Risks?	Existing Safety Measures/Controls	Likelihood	Risk Rating
Hypothermia and Hyperthermia	<ul style="list-style-type: none"> <li>• Uniform provided for Avon Tyrrell staff (PPE)</li> <li>• Instructors to equip themselves suitable for the prevailing conditions</li> <li>• Shelters and taps with drinking water located at or near to all activities to provide shade and hydration reducing the risk of over heating</li> <li>• Guests are provided with suggested clothing for each session prior to participation</li> <li>• Instructors to monitor groups and are aware of symptoms and actions to take to avoid situations arising from Hypothermia or Hyperthermia</li> </ul>		
Slips, trip, falls, cuts & grazes	<ul style="list-style-type: none"> <li>• All areas maintained to a practical level in keeping with the environment for the activity in question (i.e. natural woodland for environmental sessions, clear footing where spotting is required etc.)</li> <li>• Area &amp; activities visually inspected prior to sessions</li> <li>• Instructors and guests will wear appropriate footwear for the activity in question. Unless otherwise stipulated, trainers are the recommended footwear but secure walking boots, wellington boots and shoes will be</li> </ul>		

What Are The Risks?	Existing Safety Measures/Controls	Likelihood	Risk Rating
	<p>accepted for most activities.</p> <ul style="list-style-type: none"> <li>• Clear instructor briefings and group control</li> <li>• Instructors aware of and to use the C.L.A.P throughout sessions</li> <li>• Any individuals not adhering to Avon Tyrrell’s safe working practices will be asked to refrain from participating until they are able to do so.</li> <li>• Participants are advised to wear long sleeves and trousers</li> <li>• All Staff trained in appropriate spotting techniques</li> <li>• Demonstrations or clear instructions given for all aspects of the sessions – participants may be used for this.</li> </ul>		
Equipment Failure	<ul style="list-style-type: none"> <li>• Area &amp; activities visually inspected prior to sessions</li> <li>• Activities follow a comprehensive monthly / bi-monthly physical inspection regime.</li> </ul>		
Lack of communication leading to situation worsening	<ul style="list-style-type: none"> <li>• A radio will be carried on sessions or located at the activity base</li> <li>• Where the number of sessions exceeds the number of radios in operation, then radio sharing on activity bases is acceptable (i.e. 1 in the ropes and climbing area, 1 at the lake etc.)</li> <li>• Mobile phones (turned to silent) encouraged on session as a back up</li> <li>• When operating offsite then a charged mobile phone must be carried</li> <li>• Procedures in place to support staff if an incident occurs</li> <li>• DSI on duty and monitors activities Team and delivery</li> </ul>		
Injuries through lifting heavy and awkward objects	<ul style="list-style-type: none"> <li>• Training given to all staff prior to running the activities independently which includes manual handling techniques.</li> <li>• Where staff hold qualifications, the manual handling advice provided during this training must be carried out</li> <li>• Staff are encouraged to work together and use equipment where necessary to aid lifting where possible</li> <li>• Instructors demonstrates correct lifting and manual handling techniques.</li> <li>• Instructors to help with lifting and moving equipment.</li> </ul>		

What Are The Risks?	Existing Safety Measures/Controls	Likelihood	Risk Rating
Injuries to staff and guests due to improper training	<ul style="list-style-type: none"> <li>• Training will be provided to guests for all activities in line with the specific operating procedure for the activity.</li> <li>• Training will be provided for instructors, this will be done with external and internal training courses</li> <li>• The delivery of session is monitored by a senior member of the activities team and feedback is given</li> </ul>		
Human error – groups not listening to briefings and taking in vital information.	<ul style="list-style-type: none"> <li>• Full co-operation from group leaders in group control and discipline</li> <li>• Instructors can stop a session if they feel that group members are acting in a dangerous or irresponsible manner</li> <li>• If there is an issue, there will be a senior member of staff available to assist.</li> </ul>		
Contracting Lime disease Ehrlichiosis, Babesiosis and Bartonella from ticks	<ul style="list-style-type: none"> <li>• Groups are encouraged not to go through bracken, tall grass or high vegetation. Especially between the high-risk months of May-June and September – October.</li> <li>• Groups are encouraged to wear long sleeves and trousers in the high-risk months when doing activities.</li> <li>• ‘Tick picks’ available to assist in removal of ticks if found during visits and advice given to seek medical attention if any of the signs/symptoms appear.</li> </ul>		
Injury or death from vehicles working or visiting the site	<ul style="list-style-type: none"> <li>• Group leaders to be aware of traffic areas and be responsible for the group- setting boundaries and making their group aware of Roads, tracks and car parks.</li> <li>• Roads, tracks and car parks are marked on the Avon Tyrrell map</li> <li>• Speed limits around site 15MPH</li> <li>• Instructor running session to minimise time on roads and in car parks and where possible avoid.</li> <li>• Ensure good group control</li> <li>• Speeding drivers or inappropriate driving to be challenged by staff</li> </ul>		
Injuries from Barbed wire (used across Avon Tyrrell’s boundary to	<ul style="list-style-type: none"> <li>• Group leaders to be advised on arrival there are sections of barbed wire around the site and these have warning signs.</li> <li>• Group leaders to be responsible for the group-</li> </ul>		

What Are The Risks?	Existing Safety Measures/Controls	Likelihood	Risk Rating
keep livestock out)	<ul style="list-style-type: none"> <li>setting boundaries and making their group aware of location of Barbed wire.</li> </ul>		
Getting lost and injured	<ul style="list-style-type: none"> <li>Group leaders to be responsible for the group- setting boundaries and making their group aware of hazards</li> <li>Avon Tyrrell has a lost person Procedure that can be put into action if someone is missing.</li> <li>On session the instructor will be familiar with the area they are using</li> <li>Instructors to maintain control over a group and regularly check numbers present</li> </ul>		
Manual handling injuries from moving equipment – Instructors and participants	<ul style="list-style-type: none"> <li>Mechanical aids used to transport equipment- i.e. wheelbarrows</li> <li>No particularly heavy equipment used.</li> <li>Good instructor briefing and awareness.</li> <li>Challenges chosen must be appropriate to the group.</li> <li>Instructor training and assessment procedures prior to running sessions independently.</li> <li>Annual manual handling training for staff</li> </ul>		

**Reference to Other Manuals Assessments:**

[UK Youth Health and Safety policy](#)

[Unattended Child Policy](#)

[Missing child policy](#)

[Emergency procedures](#)

Reviewed April 2021 by Outdoor Learning Manager

Approved by Director of Outdoor Learning

Next review April 2023

## Problem Solving, Ice breaker and Trust Walk Risk Assessment





**Activity:** Problem Solving, ice breaker games and Trust Walk Activity Sessions







**What are the hazards?**

- Unauthorised Use
- Vandalism
- Slips, Trips and Falls
- Items falling from height/being hit by moving objects
- Injury caused by handling equipment
- Adverse weather conditions
- Human error, inappropriate use of equipment.
- Walking in to objects while blindfolded
- Collisions with objects whilst blindfolded
- Eye irritation from blindfolds
- Participant injury from trust falls

**Who is at risk?**

Staff, participants and members of the public.

What are the risks?	Existing safety measures/controls	Likelihood	Risk Rating
Walking into objects while blindfolded. Being hit by moving objects whilst blindfolded.	<ul style="list-style-type: none"> <li>• Clear instructions are given</li> <li>• Instructors remain vigilant throughout and stop participants getting into danger.</li> <li>• Instructor training and assessment procedure prior to running independently.</li> <li>• Clear instructor briefings and awareness.</li> <li>• Instructor training and assessment procedures prior to running sessions independently</li> <li>• Where appropriate the use of goggles can be used for eye protection</li> <li>• Clear location chosen</li> </ul>		
Handling rough equipment such as ropes and wire leading to cuts, rope burns, strangulation and injuries from heavy equipment	<ul style="list-style-type: none"> <li>• Instructors vigilant throughout, groups told not to wrap ropes around wrists.</li> <li>• Clear instructor briefing and overall awareness.</li> <li>• Instructor training</li> <li>• Good instructor brief and awareness.</li> <li>• Instructors vigilant throughout, immediately able to stop or adapt any unsafe practice.</li> <li>• Heavy objects such as poles are carried by at least 2 people</li> </ul>		

What are the risks?	Existing safety measures/controls	Likelihood	Risk Rating
	<ul style="list-style-type: none"> <li>• Good instructor positioning for maximum coverage.</li> <li>• Boundaries are set to keep participants within the instructor’s line of sight.</li> <li>• Instructor training and assessment procedures prior to running sessions independently.</li> </ul>		
Eye irritation caused by reaction to blindfold fabric or washing powder	<ul style="list-style-type: none"> <li>• No participants are forced to use blindfolds.</li> <li>• Safety goggles are provided or participants are given the option to simply close their eyes.</li> <li>• Hypo-allergenic washing powder is used when laundering the blindfolds.</li> <li>• Instructor vigilance for irritation.</li> <li>• Medical information is available</li> <li>• Participants encouraged to keep their eyes closed while wearing blindfolds</li> </ul>		
Participants emotional wellbeing by wearing of blindfolds/goggles	<ul style="list-style-type: none"> <li>• The ethos ‘challenge by choice’ should be followed during this session, with no participant being forced to wear a blindfold/goggles against their will</li> <li>• If a participant refuses to wear the safety goggles, this may restrict their participation in the session, or restrict the areas the groups are able to use. This decision should be made by the instructor in accordance with the needs of the group and group leader.</li> </ul>		
Splinters from wood	<ul style="list-style-type: none"> <li>• All equipment is checked prior to use for splits, cracks and rough surfaces.</li> <li>• All poles purchased are treated and smooth. Instructors remain vigilant throughout the sessions.</li> <li>• All staff are first aid qualified with easy access to a first aid kit.</li> </ul>		

Reference to other manuals assessments:

- Avon Tyrrell reference and training folder
- [UK Youth Health and Safety policy](#)

Reviewed April 2021 by Outdoor Learning Manager

Approved by Director of Outdoor Learning

Next review April 2023